

MYERS STUDIO

TECHNICAL INFORMATION

October 2017

Epsom Playhouse Ashley Avenue Epsom Surrey KT18 5AL

Technical Office 01372 728887

playhousetech@epsom-ewell.gov.uk

Myers Studio : Technical Details

The Myers Studio at Epsom Playhouse is a small performance space that is octagonal in shape, with sides of 13'9" / 4.2m each, and an 'across flats' measurement of 32' / 9.8m between opposite walls. The space is licensed for an audience of 80 persons.

The space is primarily designed for performances to be staged with actors and audience at the same, flat, floor level but rostra is available, for either the audience or the stage. The audience rostra raises the back three rows (to a second flat level). The stage the rostra gives an area of 12' x 8' / 3.6 x 2.4m. The rostra is 12" / 30cm high. The seating rostra is stored in the main auditorium, so access to the storage is limited by performances.

The Myers is technically best suited for use as an 'end-on' stage rather than 'in-the-round', both in terms of technical facilities and audience layout, though 'in-the-round' is achievable with reduced lighting and smaller audience capacity.

The studio has a small kitchen / dressing area attached.

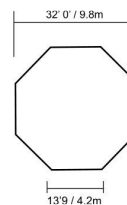
The Space

Octagonal space of side 13'9" / 4.2m

Across flats max 32' / 9.8m

Height below beams (centre) 8'6" / 2.6m

Height below beams (ends) 7'7" / 2.35m



Floor : Solid, unsprung. Wood effect vinyl flooring over concrete.
Floor cannot be painted or fixed into.

Walls : Area behind 'stage' draped with black Bolton tabs on domestic track. Audience area magnolia painted to 8ft, deep burgundy above.

Ceiling : Dark hardwood

Kitchen / Dressing area : 10' x 8' / 3 x 2.4m
Worktop / mirrors
Sink with drinking water
Access only through Myers studio.

Main house dressing rooms may be used if available, but passage from them to the Myers is across the foyer and enters the Myers through the main entrance.

Seating

The audience seating in the Myers is by means of individual, loose chairs which may be laid out to suit the performance, within the limitations imposed by fire and health and safety regulations. The duty managers will advise on the format / capacity of seating available for any given performance.

Lighting

Zero 88 Jester 24/48 desk, 24 dimmers for stage lighting plus 4 for houselights. DMX control.
36 socket outlets on LX bars, patchable at dimmers.
(Max load 32A per 6-way dimmer, 96A overall. (single phase))

8 Lighting bars – 3 'front of house,' 1 overhead and 1 backlight bar for stage area, 1 bar at rear of seating plus 2 bars running 'front to back' of space ie at 90 degrees to front of stage area.

Selection of 500W lanterns : 12 x profile (ETC S4 Jr Zoom 25-50 and Strand Minim),
 12 x ETC Parnel with barndoors.
 6 x 500W flood as houselights
 Other lanterns may be available subject to
 use in main house

Lee Filter stocked : numbers 101 – 205

Control desk may be situated in kitchen area, or at 2 points within studio

A PDF file for the instruction manual for the Jester lighting desk is available from the technical section of the Playhouse website.

Sound

Soundcraft Spirit Powerstation mixer/amp permanently located in kitchen area.

8 mono + 2 stereo inputs into stereo outputs

250W per channel built-in amplifier

2 x EV ELX 112 speakers flown above stage area.

Soundcraft Delta mixer on operator's desk trolley, with CD & MD players and FX unit can be sited in the space.

No foldback facility.

Selection of mics, stands, DI boxes etc available subject to use in main house.

Other Equipment

The Myers has a Yamaha upright piano. Tuning of this piano is arranged only when requested, and is charged for.

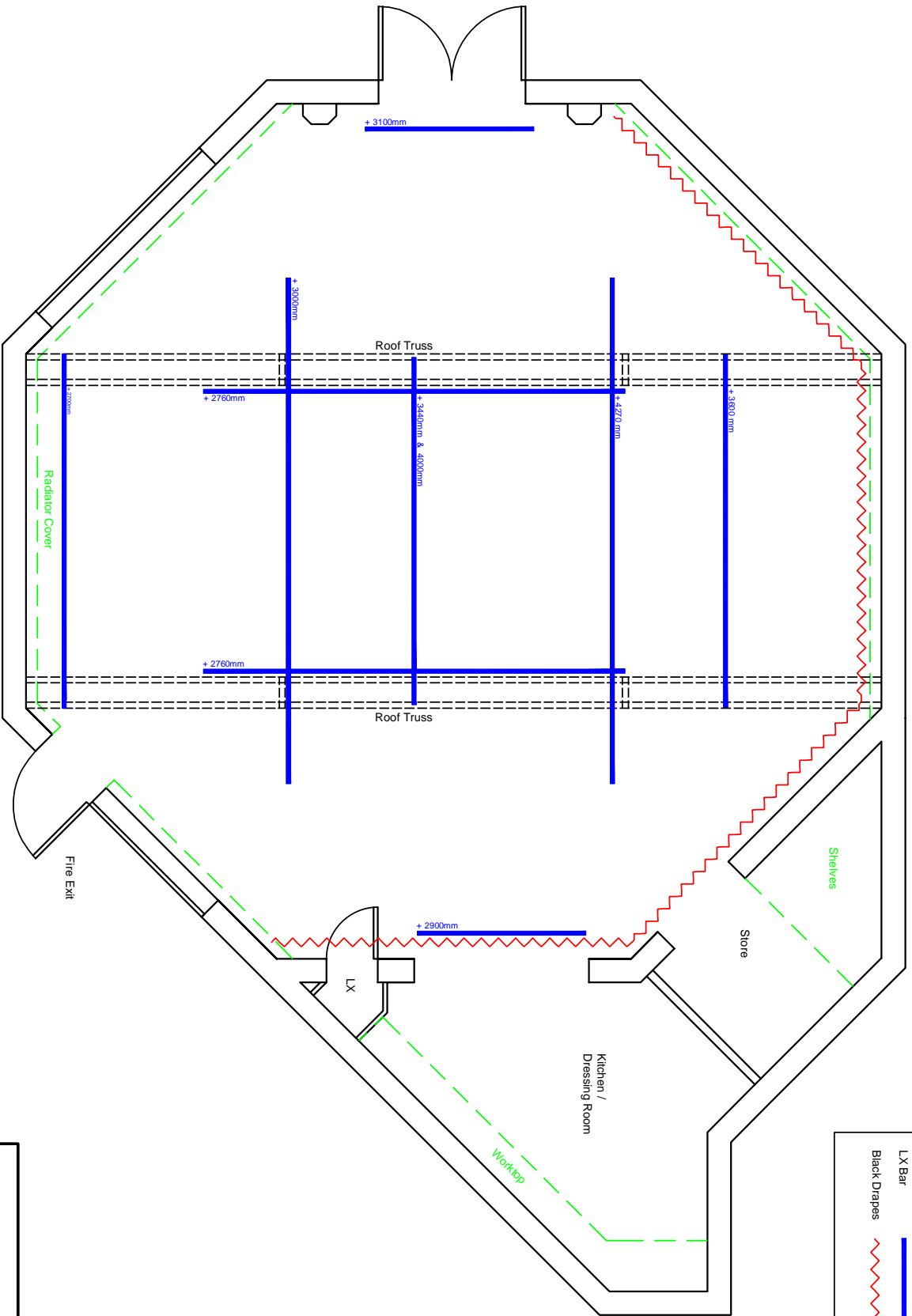
Black serge masking flats are available for use in the Myers, 12 pieces each 8' x 4' / 2.4 x 1.2m

Optoma data projector (4000 lumen) installed on LX bars to project onto drop-down screen (8ft) at rear of stage area. VGA and HDMI connections to projector installed at floor level, rear of stage or main control position.

Most other technical equipment from the main house is available to the Myers, if not in use in the main house.

NOTE FOR PLAN AND SECTION DRAWINGS

Scale of 1:50 requires that the plans are printed at 100% (set 'page scaling' to 'none' in print dialogue box) and then enlarged onto A3 sheets.

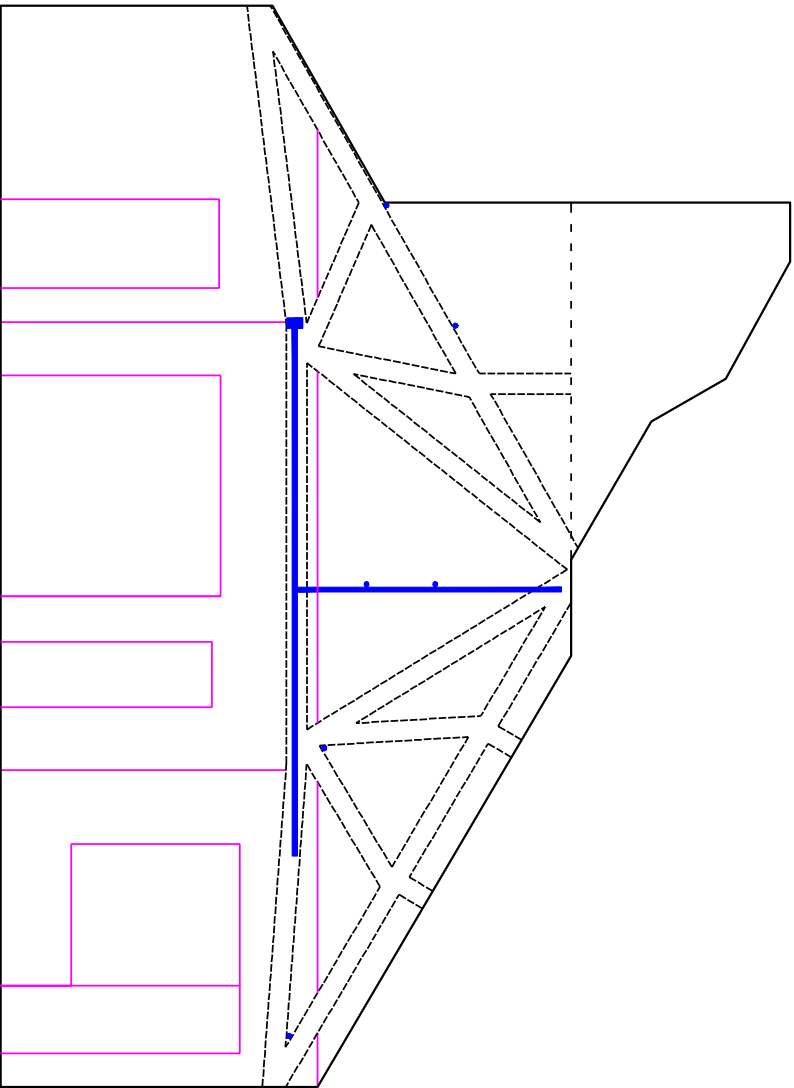


KEY	
---	Roof Beam
- - - -	Furniture
---	LX Bar
~~~~~	Black Drapes

1 metre

EPSON PLAYHOUSE  
 Drawing : Myers Studio Plan  
 Scale : 1 : 50  
 Drawn : Simon Banks  
 Date : Feb 2005




KEY	
Roof Beam	-----
Wall Detail	_____
LX Bar	—————



1 metre

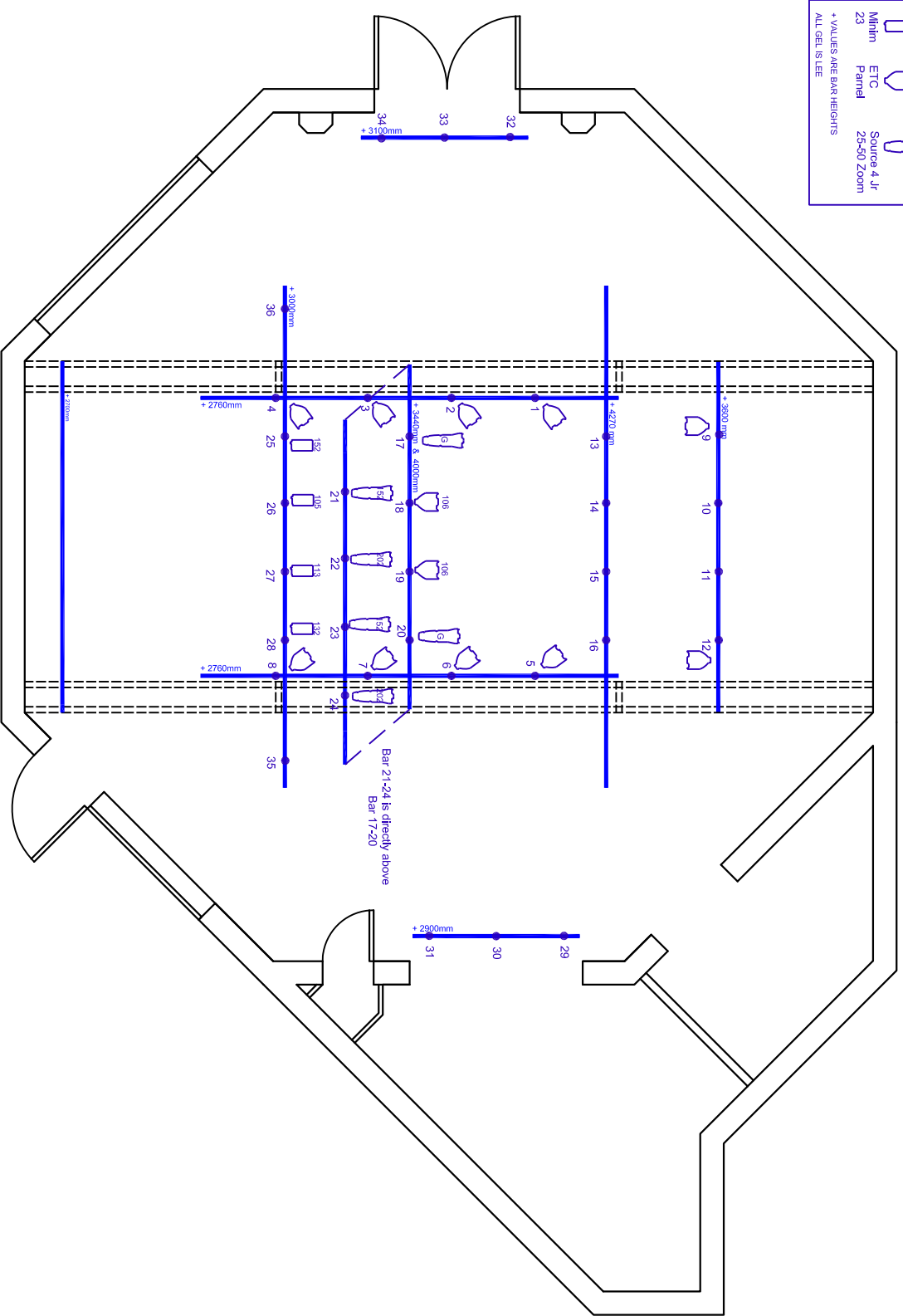
**EPSOM PLAYHOUSE**  
 Drawing : Myers Studio Section  
 Scale : 1 : 50  
 Drawn : Simon Banks  
 Date : Apr 2005

**KEY**

-  Mifitin
-  ETC Panel
-  Source 4 Jr


23 25-50 Zoom

+ VALUES ARE BAR HEIGHTS  
ALL GEL IS LEE



**MYERS STUDIO STANDARD LIGHTING RIG**

1:75 Drawn by Simon Banks October 2016



## Contacts

Simon Banks	Technical Manager
Phil Doswell	Technician
Mair Baker	Technician

T 01372 728887

F 01372 726228

E [playhousetech@epsom-ewell.gov.uk](mailto:playhousetech@epsom-ewell.gov.uk)

Epsom Playhouse  
Ashley Avenue  
Epsom  
Surrey  
KT18 5AL

[www.epsomplayhouse.co.uk](http://www.epsomplayhouse.co.uk)

Box Office 01372 742555

Admin 01372 742226