

MYERS STUDIO

TECHNICAL INFORMATION

October 2021

Epsom Playhouse Ashley Avenue Epsom Surrey KT18 5AL

Technical Office 01372 728887

playhousetech@epsom-ewell.gov.uk

Myers Studio : Technical Information

The Myers Studio at Epsom Playhouse is a small performance space that is octagonal in shape, with sides of 13'9" / 4.2m each, and an 'across flats' measurement of 32' / 9.8m between opposite walls. The space is licensed for an audience of 80 persons.

The space is primarily designed for performances to be staged with actors and audience at the same, flat, floor level but rostra is available, for either the audience or the stage. The audience rostra raises the back three rows (to a second flat level). The stage the rostra gives an area of 12' x 8' / 3.6 x 2.4m. The rostra is 12" / 30cm high.

The seating rostra is stored in the main auditorium, so access to the storage is limited by performances.

The Myers is technically best suited for use as an 'end-on' stage rather than 'in-the-round', both in terms of technical facilities and audience layout, though 'in-the-round' is achievable with reduced lighting and smaller audience capacity.

The studio has a small kitchen / dressing area attached.

The Space

Octagonal space of side 13'9" / 4.2m

Across flats max 32' / 9.8m

Height below roof beams (centre of room) 8'6" / 2.6m

Height below roof beams (ends) 7'7" / 2.35m

No flying facilities

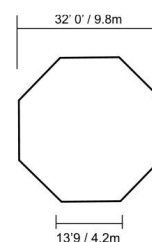
Floor : Solid, unsprung. Wood effect vinyl flooring over concrete.
Floor cannot be painted or fixed into.

Walls : Area behind 'stage' draped with black Bolton tabs on domestic track. (No crossover)
Audience area painted magnolia to 8ft height, deep burgundy above.

Ceiling : Dark hardwood

Kitchen / Dressing area : 10' x 8' / 3 x 2.4m
Worktop / mirrors
Sink with drinking water
Access only through Myers studio.

Main house dressing rooms may be used if available, but passage from them to the Myers is across the foyer and enters the Myers through the main entrance.



Seating

The audience seating in the Myers is by means of individual, loose chairs which may be laid out to suit the performance, within the limitations imposed by fire and health & safety regulations. The duty managers will advise on the format / capacity of seating available for any given performance.

Lighting

Zero 88 Jester 24/48 desk, or ETC Nomad PC system with LX keys keyboard & fader wing.
24 dimmers for stage lighting plus 4 for houselights.

42 socket outlets on LX bars and floor box, patchable at dimmers.

(Max load 32A per 6-way dimmer, 96A overall. (single phase))

8 Lighting bars – 3 'front of house,' 1 overhead and 1 backlight bar for stage area, 1 bar at rear of seating plus 2 bars running 'front to back' of space ie at 90 degrees to front of stage area.

Selection of 500W lanterns : 12 x profile (ETC S4 Jr Zoom 25-50 and Strand Minim),
 12 x ETC Parnel with barndoors.
 6 x 500W flood as houselights
 Other lanterns may be available subject to
 use in main house

Lee Filter stocked : numbers 101 – 205

Control desk may be situated in kitchen area, or at 2 points within studio

A PDF file for the instruction manual for the Jester lighting desk is available from the technical section of the Playhouse website.

Sound

Soundcraft Spirit Powerstation mixer/amp permanently located in kitchen area.

8 mono + 2 stereo inputs into stereo outputs

250W per channel built-in amplifier

2 x EV ELX 112 speakers flown above stage area.

Allen & Heath SQ5 mixer on operator's desk trolley can be sited in the space.

Macbook running Qlab 3 with video licence, for audio (2ch) and/or projection.

150W amp driving 2 hanging Bose 101 monitors for track playback monitoring. No wedges etc.

Selection of mics, stands, DI boxes etc available subject to use in main house.

Other Equipment

The Myers has a Yamaha upright piano. Tuning of this piano is arranged only when requested, and is charged for.

Black serge masking flats are available for use in the Myers, 12 pieces each 8' x 4' / 2.4 x 1.2m

NEC data projector (4000 lumen) installed on LX bars to project onto drop-down screen (8ft) at rear of stage area. VGA and HDMI connections to projector installed at floor level, rear of stage or main control position.

Extra technical equipment from the main house is available to the Myers, if not in use in the main house. For private hire bookings, some technical equipment is chargeable in addition to the basic hire and technical charges : Radio mic(s), smoke/haze machine, data projector.

Contacts

Simon Banks	Technical Manager
Phil Doswell	Technician
Katie Hutchings	Technician

T 01372 728887

E playhousetech@epsom-ewell.gov.uk

Epsom Playhouse
Ashley Avenue
Epsom
Surrey
KT18 5AL

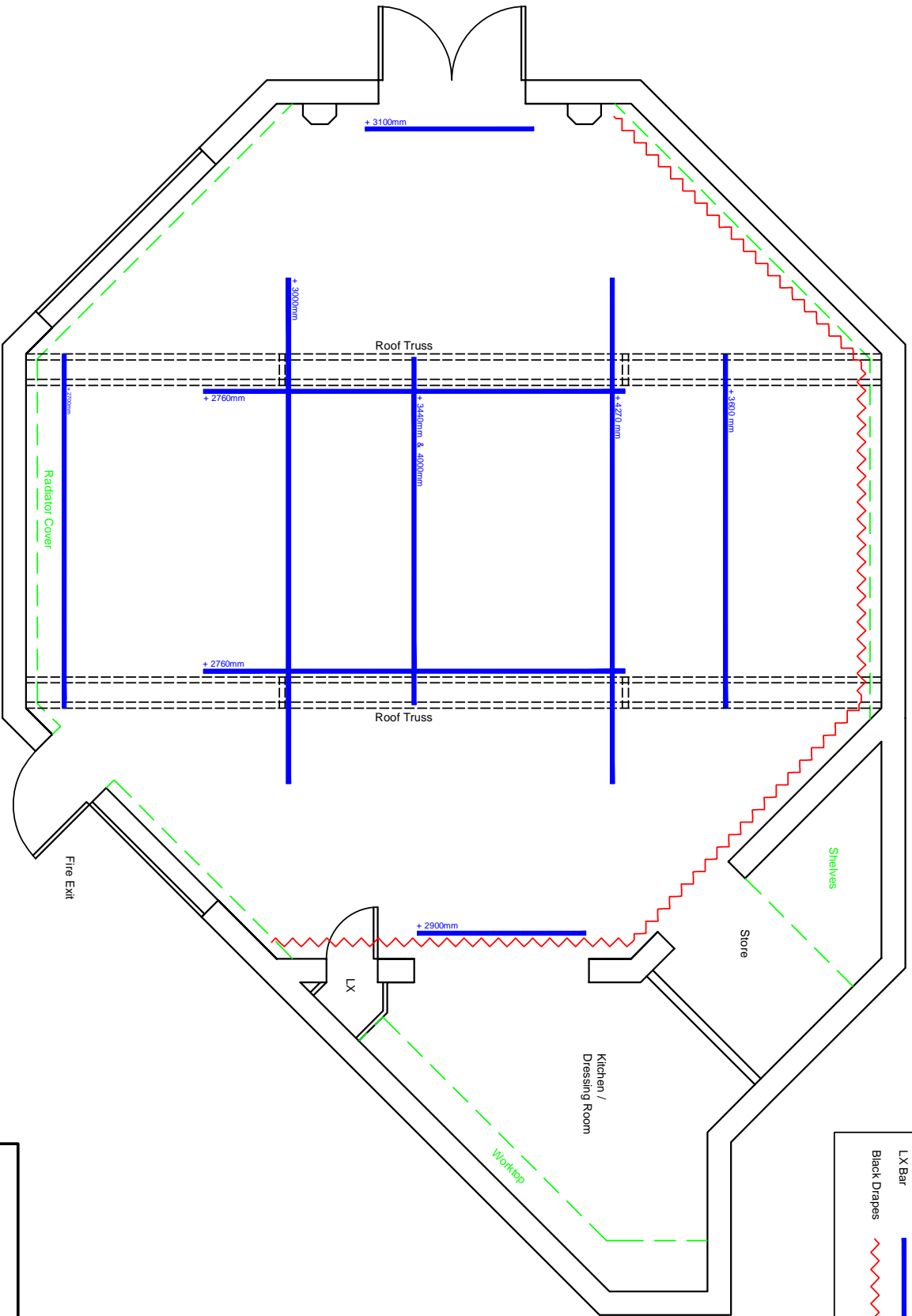
www.epsomplayhouse.co.uk

Box Office 01372 742555

Admin 01372 742226

NOTE FOR THE FOLLOWING PLAN AND SECTION DRAWINGS

Scale of 1:50 requires that the plans are printed at 100% (set 'page scaling' to 'none' in print dialogue box) and then enlarged onto A3 sheets.

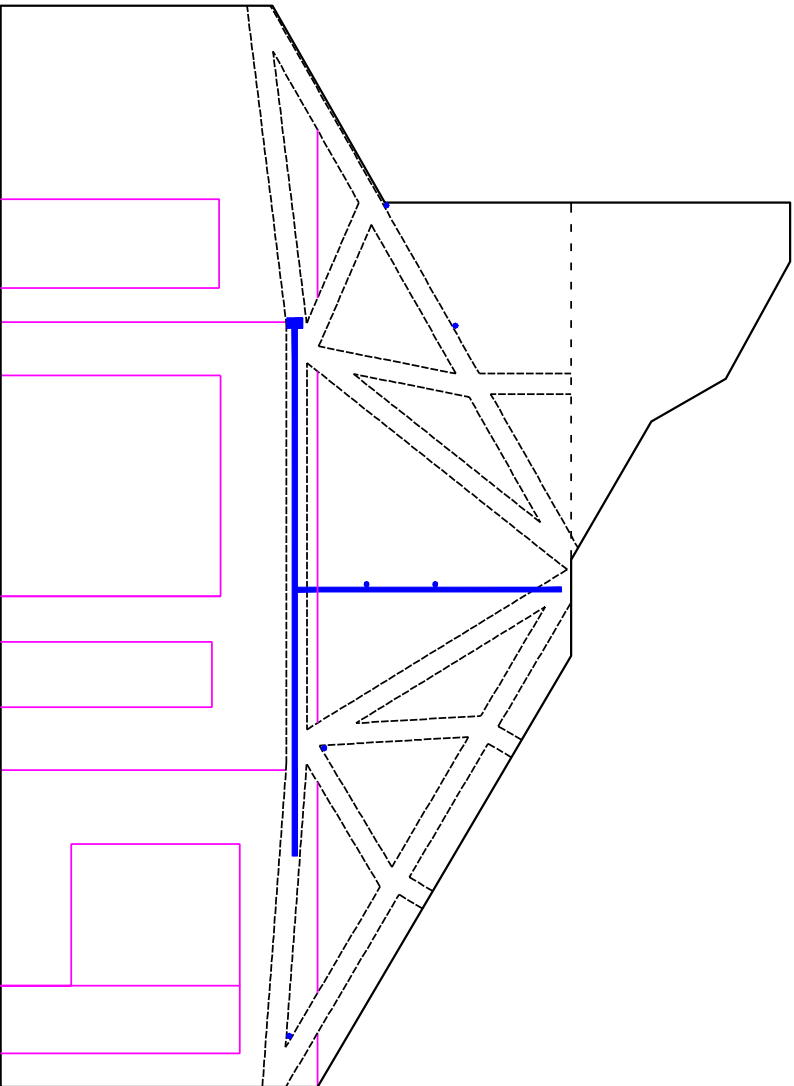


KEY	
--- (dashed line)	Roof Beam
- - - (dotted line)	Furniture
— (solid blue line)	LX Bar
~ (red zigzag line)	Black Drapes

1 metre

EPSON PLAYHOUSE
 Drawing : Myers Studio Plan
 Scale : 1 : 50
 Drawn : Simon Banks
 Date : Feb 2005




KEY	
Roof Beam	-----
Wall Detail	_____
LX Bar	—————



1 metre

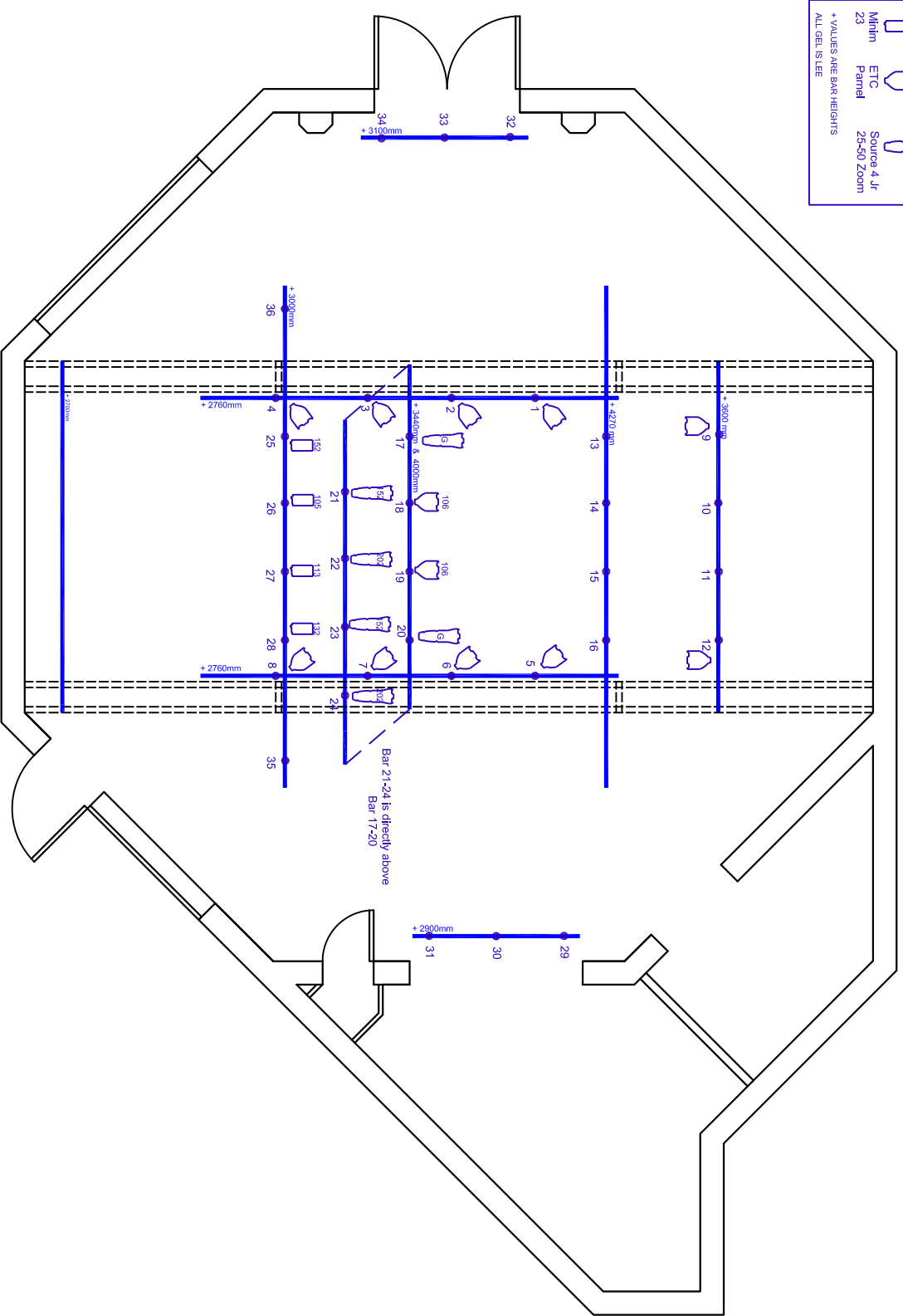
EPSOM PLAYHOUSE
 Drawing : Myers Studio Section
 Scale : 1 : 50
 Drawn : Simon Banks
 Date : Apr 2005

KEY

-  Mifitin
-  ETC Panel
-  Source 4 Jr

23 25-50 Zoom

+ VALUES ARE BAR HEIGHTS
ALL GEL IS LEE



Bar 21-24 is directly above
Bar 17-20

MYERS STUDIO STANDARD LIGHTING RIG

1:75 Drawn by Simon Banks October 2016

